

City Council of the City of Claremont
Catawba County, North Carolina
Ordinance No. 40-23

AN ORDINANCE OF THE CITY OF CLAREMONT ADOPTING THE CLAREMONT
MUNICIPAL BUDGET FOR FISCAL YEAR 2023-2024

THE CITY COUNCIL OF THE CITY OF CLAREMONT DOES HEREBY ORDAIN AS FOLLOWS:

Section 1

It is estimated that the following revenues will be available in the General Fund (Fund 110) for the Fiscal Year beginning July 1, 2023 and ending June 30, 2024, in accordance with the chart of accounts heretofore established for the City.

Ad Valorem Taxes	\$3,167,100
State Shared Revenues	\$451,400
Sales and Use Tax	\$654,000
Other Taxes	\$493,964
Appropriated Fund Balance	\$302,114
Local Fees and Charges	\$106,410
Miscellaneous	\$131,519
Total	\$5,306,507

The following amounts are hereby appropriated in the General Fund (Fund 110) for the operation of the City government and its activities for the Fiscal Year beginning July 1, 2023 and ending June 30, 2024, in accordance with the chart of accounts heretofore established for the City.

City Council	\$89,934
Administration	\$631,214
Police	\$1,126,051
Fire	\$1,074,584
Fire Grant	\$44,099
Public Services	\$871,869
Streets and Sidewalks	\$245,525
Recreation/Events	\$189,536
Parks	\$24,500
Planning/Projects	\$130,914
Library	\$30,060
Debt Service	\$131,100
Economic Development	\$467,121
Annual Budget Subtotal	\$5,056,507
Transfer to Capital Funds	\$250,000
Total Budget	\$5,306,507

Section 2

It is estimated that the following revenues will be available in the Water and Sewer Fund (Fund 330) for the Fiscal Year beginning July 1, 2023 and ending June 30, 2024, in accordance with the chart of accounts heretofore established for the City.

Charges for Utilities	\$1,975,200
Other Charges	\$108,322
Appropriated Fund Balance	\$369,735
Other Revenue Sources	\$0
Total	\$2,453,257

The following amounts are hereby appropriated in the Water and Sewer Fund (Fund 330) for the operation of the Water and Sewer Utilities for the Fiscal Year beginning July 1, 2023 and ending June 30, 2024, in accordance with the chart of accounts heretofore established for the City.

Water Distribution	\$867,151
Wastewater Collections	\$1,236,106
Debt Service	\$0
Annual Budget Subtotal	\$2,103,257
Transfer to Capital Funds	\$350,000
Total Budget	\$2,453,257

Section 3

It is estimated that the following revenues will be available in the Powell Bill Fund (Fund 111) for the fiscal year beginning July 1, 2023 and ending June 30, 2024, in accordance with the chart of accounts heretofore established for the City.

Powell Bill Distribution	\$50,000
Other Revenue Sources	\$0
Appropriated Fund Balance	\$0
Total	\$50,000

The following amounts are hereby appropriated in the Powell Bill Fund (Fund 111) for the maintenance of city streets for the Fiscal Year beginning July 1, 2023 and ending June 30, 2024, in accordance with the chart of accounts heretofore established for the

Powell Bill Operations	\$50,000
Total	\$50,000

Section 4

It is estimated that the following revenues will be available in the PJ Stanley Fund (Fund 115) for the fiscal year beginning July 1, 2023 and ending June 30, 2024, in accordance with the chart of accounts heretofore established for the City.

Contributions	\$0
Transfer from General Fund	\$1,000
Appropriated Fund Balance	\$3,500
Total	\$4,500

The following amounts are hereby appropriated in the PJ Stanley Fund (Fund 115) for memorial scholarships, training grants and fundraising for the Fiscal Year beginning July 1, 2023 and ending June 30, 2024, in accordance with the chart of accounts heretofore established for the City.

Scholarships	\$4,000
Training Grant(s)	\$500
Departmental Supplies	\$0
Total	\$4,500

Section 5

The following revenues will be available in the Capital Reserve Fund (Fund 601) for the fiscal year beginning July 1, 2023 and ending June 30, 2024, in accordance with the chart of accounts heretofore established for the City.

Transfer in/Capital Reserve	\$100,000
Total	\$100,000

The following amounts are hereby appropriated in the Capital Reserve Fund (Fund 601) for the Fiscal Year beginning July 1, 2023 and ending June 30, 2024, in accordance with the chart of accounts heretofore established for the City.

Transfer out/Public Services Grapple Truc	\$50,000
Transfer out/Fire Tanker Truck	\$50,000
Total	\$100,000

Section 6

The following revenues will be available in the Water and Sewer Capital Reserve Fund (Fund 651) for the fiscal year beginning July 1, 2023 and ending June 30, 2024, in accordance with the chart of accounts heretofore established for the City.

Transfer in/W&S Capital Reser	\$200,000
Total	\$200,000

The following amounts are hereby appropriated in the Water and Sewer Capital Reserve Fund (Fund 651) for the Fiscal Year beginning July 1, 2023 and ending June 30, 2024, in accordance with the chart of accounts heretofore established for the City.

Transfer out/ Future I&I Project	\$100,000
Transfer out/ Future Distribution Project	\$50,000
Transfer out/ AMR Meters	\$30,000
Transfer out/ Future Collections Project	\$20,000
Total	\$200,000

Section 7

The following revenues will be available in the Capital Project Fund (Fund 712) for the fiscal year beginning July 1, 2023 and ending June 30, 2024, in accordance with the

Transfer in/General Fund	\$150,000
Transfer in/Water & Sewer Fun	\$150,000
Total	\$300,000

The following amounts are hereby appropriated in the Capital Project Fund (Fund 712) for the Fiscal Year beginning July 1, 2023 and ending June 30, 2024, in accordance

Contracted Services	\$300,000
Total	\$300,000

Section 8

The operating funds encumbered on the financial records as of June 30, 2023 are hereby reappropriated into this budget.

Section 9

There is hereby levied a tax at the rate of \$.4175 per one hundred (\$100) valuation of property as listed for taxes as of January 1, 2023, for the purpose of raising the revenue listed as “Ad Valorem Taxes” in the General Fund in Section 1 of this ordinance.

Section 10

The heretofore levied motor vehicle tax of \$15 per vehicle is hereby repealed within the City.

Section 11

The corresponding FY 2023-24 Schedule of Fees is approved with the adoption of this annual budget ordinance. The FY 2023-24 Schedule of Fees is attached as Attachment A to this ordinance.

Section 12

The corresponding FY 2023-24 Utility Rates schedule is approved with the adoption of this Annual Budget Ordinance. The FY 2023-24 Utility Rates schedule is attached as Attachment B to this Ordinance.

Section 13

The corresponding FY 2023-24 Assignment of Classes to Grades and Ranges is approved with the adoption of this Annual Budget Ordinance. The FY 2023-24 Assignment of Classes to Grades and Ranges is attached as Attachment C to this Ordinance.

Section 14

The corresponding FY 2023-24 City of Claremont Asset Management and Capital Improvement Plan is approved with the adoption of this Annual Budget Ordinance. The FY 2023-24 City of Claremont Asset Management and Capital Improvement Plan is attached as Attachment D to this Ordinance.

Section 15

The City Manager is hereby authorized to transfer appropriations as contained herein under the following conditions:

- A. He or she may transfer amounts between line-item expenditures and between departments without limitation as believed to be necessary and prudent. He or she must make an official report on such transfers at the next regular meeting of the governing board.
- B. He or she may not transfer any amounts between funds, except as approved by the Governing Board in the Annual Budget Ordinance, as amended.

Section 16

The City Manager is hereby authorized to execute agreements, within funds included in the budget ordinance or other actions approved by the City Council, for the following purposes:

- A. Leases of routine business equipment;
- B. Consultant, professional, engineering or maintenance service agreements; to include activities taken under City of Claremont Resolution 24-21 and NCGS 143-64.31 (Mini Brooks Act Exemption Authority).
- C. Vendor contracts in regard to events within the City;
- D. Purchase of supplies, materials or equipment where formal bids are not required by law;
- E. Applications for and agreements for acceptance of grant funds from federal, state, public and non-profit organizations, and other funds from other governmental units, for services to be rendered which have been previously approved by the City Council;
- F. Repair projects;
- G. Liability, health, life, disability, casualty, property or other insurance or performance bonds;
- H. Other administrative contracts which include agreements adopted in accordance with the directives of the City Council, to include contracts with other government entities for provision of services to the City.

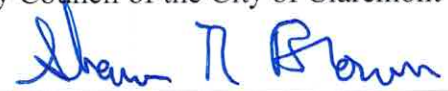
All agreements executed pursuant to authority granted by this Section shall be countersigned by the City Finance Officer or Assistant Finance Officer in accordance with the provisions of N.C.G.S. § 159-28 and Chapter 4 of the Claremont Code of Ordinances.

Section 17

Copies of the Annual Budget ordinance shall be furnished to the City Clerk, to the Governing Board and to the City Manager and Finance Director to be kept on file by them for direction in the disbursement of funds.

INTRODUCED at the regular meeting of the City Council of the City of Claremont on June 5, 2023.

ADOPTED, after public hearing, at the regular meeting of the City Council of the City of Claremont on June 19, 2023.



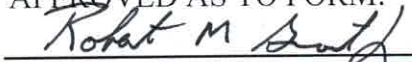
Shawn R. Brown, Mayor

ATTEST:



Wendy Helms, City Clerk

APPROVED AS TO FORM:



Robert M Grant Jr., City Attorney

**CITY OF CLAREMONT
SCHEDULE OF FEES FY 2023-2024**

The schedule of fees, lists fees charged for conducting business with the City of Claremont- including planning/zoning fees, building & sign permit fees, fire service and inspection charges, water and sewer deposits, tap fees, code enforcement charges and other city services.

Administrative Fees

<u>Returned Check</u>	\$25.00
<u>Bank Fee</u>	\$12.00
<u>ACH Return Fee</u>	\$12.00
<u>Research, Retrieval, & Assembling of Documents</u>	\$15.00/hr
<u>Copies of Ordinance/Policies/etc.</u>	\$.15/page
<u>Park Main Shelter #1 Rental Fee</u>	
City Resident (4 Hours)	\$40.00
Outside City Resident, Rental (4 Hours)	\$80.00
<u>Park Shelter #2 and #3 Rental Fees</u>	
City Resident (4 Hours)	\$25.00
Outside City Resident, Rental (4 Hours)	\$50.00
<u>City Event Vendor Space Rental Fees</u>	
Claremont Daze Premium Food Court (12x12 Space)	\$85.00
Claremont Daze Premium Main Street (12x12 Space)	\$65.00
Claremont Daze Standard (12x12 Space)	\$35.00
All Other Events (12x12 Space)	\$35.00
<u>Christmas Parade Float Rental</u>	\$450.00

Solid Waste Fees

<u>Solid Waste Collection Fee</u>	\$12.15 per month*
<u>Solid Waste Late Fee (if no W&S Account)</u>	\$10.00 per month

**Fee charged to all residences and users of the City provided trash & recycling service, in accordance with NCGS 160A-314.1*

Police Department Fees

<u>Accident Reports Police/Fire</u>	\$3.00
<i>If request requires more than a simple copy of a single incident or accident report: the research, retrieval & assmebling of documents and copy charges above will apply .</i>	
<u>Storage Fees for Impounded Vehicles/Equipment</u>	\$5.00 per day
<u>Golf Cart Inspection</u>	\$50.00
<u>Golf Cart Annual Renewal</u>	\$20.00

Fire Department Fees

<u>Hazardous Materials Emergency Response Fee</u>	
Fire Engine, Police Car, or Support Apparatus	\$250.00/hr
Personnel on Scene (per person)	\$25.00/hr
Supplies and Materials	Cost+15%
<u>Use of Fire Department Facilities (Chief's Discretion)</u>	
per hour, two hour minimum	\$25.00/hr
<u>Fire Extinguisher Training Classes (Monday through Friday 8a-5p by Appointment)</u>	
Class Materials	\$10 per student
<i>*Cost for Fire Extinguisher classes represent the cost of the extinguisher used during practicals. Personnel costs are free to City businesses and non-profits. Fire Safety inspections are performed by the Catawba County Fire Marshal's Office, which sets the fees for these services.</i>	

Planning/Zoning Fees

<u>Rezoning Application</u>	
Zoning Map Amendment 0-1 Acre	\$600.00
Zoning Map Amendment > 1 Acre	\$800.00
Text Amendment (Applicant Petition)	\$800.00 *
<u>Board of Adjustment Application and Hearings</u>	
Planned Unit Development-Special Use Permit	\$800.00 **
Watershed 10-70 Bonus Permit	\$800.00 **
Variance	\$800.00
Appeal/Interpretation Review	\$300.00

CITY OF CLAREMONT
SCHEDULE OF FEES FY 2023-2024

Subdivision Approval Application

Major Subdivision (> 5 lots) - Preliminary Plat	\$100 + \$5/per lot **
Major Subdivision (> 5 lots) - Final Plat	\$100 + \$3/per lot **
Minor Subdivision (< 5 lots)	\$75.00
Landlocked Subdivision Plat	\$100 + \$10/Lot

Zoning Permits

Residential Single Family & Driveway Permit	\$35.00
Residential Additions/Accessory Structures (includes pools)	\$25.00
Home Occupation Permit	\$25.00
Residential Duplex & Driveway Permit	\$70.00
Multi-Family & Nonresidential Accessory Structure Site Plan Review/Permit	\$50.00 **
Multi-Family & Nonresidential Site Plan Review/Permit for New Structures	\$200.00 **
Non-residential Change of Occupancy/Permit with no additional parking or structural changes required	\$25.00
Demolition Permit	\$25.00
Sign Permits	\$50.00

** Applicant is responsible for codification costs, to be billed by the City of Claremont*

***In Addition, applicants are responsible for reimbursing the costs of city engineer review fees for applicable submitted projects. Applicant will be billed by the City of Claremont. Applicant is also responsible for any recording fees for required plats/deeds/easements.*

<u>Zoning Consistency Letter</u>	\$50.00
<u>Copy of Subdivision Regulations (Hardcopy)</u>	\$15.00
<u>Copy of Zoning Ordinance</u>	\$20.00
<u>Copy of Zoning Map (11x17)</u>	\$5.00

Street Closing Petition \$100.00

Voluntary Annexation Petition \$0.00 ***

**** Applicant Responsible for submittal of Annexation Survey. Survey must be reviewed and approved by City Staff and Attorney.*

<u>New Development Street Signs</u>	\$100.00
<u>Road Name Change</u>	\$350 + Cost

<u>Ordinance Violations (Each day a violation exists)</u>	
1st Offense	\$50.00 a day
2nd Offense	\$100.00 a day
3rd Offense	\$200.00 a day

Small Wireless Facilities

City Application Fee	\$100 per facility up to 5, \$50 per facility after. Maximum of \$1,500.00
Wireless Consultant Fee	\$500.00

Eligible Facilities Request

City Application Fee	\$50.00
Consultant Fee	\$1,000.00

New Tower and Substantial Modification

City Application Fee	\$5,000.00
Consultant Fee	\$6,000.00

Public Services Fees

Code Enforcement:

Lot Cleaning

Charge per hour, per employee.	\$25.00
Charge for dump truck per hour, if necessary.	\$75.00
<i>*Any additional landfill expense will be charged.</i>	
Charge per backhoe/bobcat hour, if necessary.	\$50.00

Limb Removal

One limb truck load per week	Free
Second and subsequent loads (per week each)	\$100.00
<i>*City will not remove limbs cut by a contracted service.</i>	

Lot Mowing

Charge for tractor/bush hog per hour (minimum of 3 hours)	\$75.00
Charge for standard mower per hour (minimum of 3 hours)	\$60.00
Charge for weedeater per hour (minimum of 3 hours)	\$15.00
Charge per Employee Hour per hour (minimum of 3 hours)	\$30.00

<u>Sale of Leaf Bags</u>	\$6 per roll -or- \$1.25 for 5 bags
<u>Collection of White goods</u>	\$10.00 each item
<u>Collection of Bulk Items</u>	
1/4 Dump Load	\$25.00
1/2 Dump Load	\$50.00
Full Dump Load	\$75.00
<u>Signs For Insurance Reimbursement/Replacement</u>	
Charge per hour for employee to install	\$30.00
Stop Sign (36x36)	\$85.00
(30x30)	\$50.00
Speed Limit Sign (24x30)	\$60.00
(18x24)	\$45.00
Dead End/No Outlet Sign	\$60.00
Street Name Sign	\$60.00
Misc. Warning Signs	\$60.00
Pole for Signs	\$42.00
Bracket for Poles (Single Bracket)	\$8.00
Bracket for Poles (Dual Bracket)	\$17.00

Water and Sewer Fees

<u>Utility Fees</u>	
Late Penalty	\$20.00
Relocation Fee	\$100.00
Reconnect Fee	\$50.00
Reconnect Fee w/ Meter Removed	\$125.00
<u>Meter Tampering Fee</u>	\$200.00
<u>Bulk Water Purchase (if not sewerred)</u>	
Based on inside/outside commercial and residential volumetric rates	
<i>*minimum 1,000 gal.</i>	
<u>Water and Sewer Account Deposits</u>	
Residential	\$150.00
Commercial	\$175.00
Industrial	\$250.00
Property Management for Multiple Units/Properties	
Less than 10 Units/Properties	\$300.00
More than 10 Units/Properties	\$500.00

Sprinkler Fees - Section- Annual Fees

Each Hydrant	\$150.00
Each Sprinkler Connection	
6"	\$300.00
8"	\$300.00
10"	\$400.00
12"	\$500.00

Meter Testing Fees

3/4"-1" inch Meters	\$100.00
2" - 6" Meters	\$330.00

Water Tap Fees

3/4" Meter and tap	\$950.00
1" Meter and tap	\$1,500.00
1 1/2 " Meter and tap	\$3,000.00
2" Meter and tap	\$4,000.00
3" Meter and tap	\$10,500.00
4" Meter and tap	\$12,500.00
6" Meter and tap	\$14,500.00

**Outside fees will be double the inside fees for all meter sizes. Proper backflow prevention devices are required on all connections prior to use and maintenance and testing of the devices are the responsibility of the customer.*

Sewer Tap Fees

4" Tap	\$750.00
6" Tap	\$900.00
8" Tap	\$1,200.00
10" Tap	\$1,400.00
12" Tap	\$1,800.00
Multiple Dwelling add per unit	\$150.00

**Outside fees will be double the inside fees for all tap sizes*

Wastewater Treatment Plant

Pretreatment Permits	\$1,557.00
Compliance Permitting	\$156.00
Compliance Monitoring (2 times per year)	\$519.00
Inspection Monitoring	\$260.00
Flow Testing	\$150.00
Ammonia Monitoring	\$260.00
BOD Excess Surcharge	Cost +25%
TSS Excess Surcharge	Cost +25%

CITY OF CLAREMONT
SCHEDULE OF FEES FY 2023-2024

ATTACHMENT A

Water Extension

Water Pipe below 1 inch pipe	\$40/ft
Water Pipe above 1 inch pipe	Cost + 25 %
Hydrants	Cost
Valve and Box	\$1,000.00


System Development Fees (No outside Rates)

Water SDF

3/4" Meter	\$337.00
1" Meter	\$562.00
1 1/2 " Meter	\$1,125.00
2" Meter	\$1,625.00
3" Meter	\$1,800.00
4" Meter	\$5,625.00
6" Meter	\$11,250.00
8" Meter	\$18,000.00

Sewer SDF

3/4" Meter	\$788.00
1" Meter	\$1,313.00
1 1/2 " Meter	\$2,625.00
2" Meter	\$4,200.00
3" Meter	\$6,200.00
4" Meter	\$13,125.00
6" Meter	\$26,250.00
8" Meter	\$42,000.00

 City of Claremont Water & Sewer Utility Rates Fiscal Year 2023-2024	Current FY 23 Base	Current Per 1,000	New FY 24 Base	New Per 1,000
Residential Water Rates				
3/4" Meter	\$15.34	\$3.65	\$15.72	\$3.76
3/4" Meter Outside	\$30.68	\$7.31	\$31.45	\$7.53
Residential Sewer Rates				
3/4" Meter	\$24.59	\$5.92	\$25.20	\$6.09
3/4" Meter Outside	\$49.16	\$11.84	\$50.39	\$12.20
Inside Commercial & Industrial Water Rates				
3/4 " Meter	\$16.62	\$4.91	\$17.04	\$5.06
1" Meter	\$24.30	\$4.91	\$24.90	\$5.06
1 1/2" Meter	\$48.58	\$4.91	\$49.80	\$5.06
2" Meter	\$79.26	\$4.91	\$81.25	\$5.06
3" Meter	\$140.65	\$4.91	\$144.16	\$5.06
4" Meter	\$263.39	\$4.91	\$269.98	\$5.06
6" Meter	\$332.43	\$4.91	\$340.74	\$5.06
Outside Commercial & Industrial Water Rates				
3/4 " Meter	\$35.16	\$10.40	\$36.04	\$10.72
1" Meter	\$51.39	\$10.40	\$52.67	\$10.72
1 1/2" Meter	\$102.77	\$10.40	\$105.34	\$10.72
2" Meter	\$167.70	\$10.40	\$171.89	\$10.72
3" Meter	\$296.18	\$10.40	\$303.59	\$10.72
4" Meter	\$557.15	\$10.40	\$571.07	\$10.72
6" Meter	\$703.21	\$10.40	\$720.79	\$10.72
Inside Commercial & Industrial Sewer Rates				
3/4 " Meter	\$35.07	\$9.13	\$35.94	\$9.40
1" Meter	\$52.59	\$9.13	\$53.90	\$9.40
1 1/2" Meter	\$101.68	\$9.13	\$104.22	\$9.40
2" Meter	\$136.74	\$9.13	\$140.16	\$9.40
3" Meter	\$206.16	\$9.13	\$211.31	\$9.40
4" Meter	\$252.46	\$9.13	\$258.77	\$9.40
6" Meter	\$290.29	\$9.13	\$297.55	\$9.40
Outside Commercial & Industrial Sewer Rates				
1" Meter	\$105.18	\$18.92	\$107.81	\$19.49
2" Meter	\$273.48	\$18.92	\$280.31	\$19.49
4" Meter	\$504.89	\$18.92	\$517.51	\$19.49

City of Claremont, North Carolina
Assignment of Classes to Grades and Ranges FY 2023-24

Grade	Classification Title	FLSA	Minimum	Mid	Maximum
11	Customer Service Specialist	N	\$30,955	\$38,693	\$46,432
12	Public Services Technician	N	\$32,503	\$40,627	\$48,754
13	Events & Communications Specialist	N	\$35,430	\$44,180	\$53,146
14	Finance Specialist	N	\$37,202	\$46,501	\$55,803
	Public Services Mechanic	N	\$37,202	\$46,501	\$55,803
15	Public Services Crew Leader	N	\$39,062	\$48,826	\$58,593
16	Police Officer	N	\$41,015	\$51,268	\$61,523
17	Police Corporal	N	\$43,065	\$53,832	\$64,043
	Fire Engineer	N	\$43,065	\$53,832	\$64,043
18	Finance Supervisor	E	\$45,219	\$56,522	\$67,829
	Public Services Supervisor	E	\$45,219	\$56,522	\$67,829
19	Police Sergeant	N	\$47,470	\$59,349	\$71,220
20	City Clerk/Human Resource Officer	E	\$49,853	\$62,314	\$74,781
21			\$51,831	\$65,432	\$78,521
22	Police Captain	E	\$54,964	\$68,704	\$82,446
23			\$57,712	\$72,139	\$86,569
24	Assistant Fire Chief	E	\$60,598	\$75,746	\$90,898
25	Public Services Director	E	\$63,627	\$79,651	\$95,443
26	Finance Director	E	\$66,809	\$83,510	\$100,215
	Fire Chief	E	\$66,809	\$83,510	\$100,215
	Planning Director	E	\$66,809	\$83,510	\$100,215
27			\$70,149	\$87,686	\$105,225
28	Police Chief	E	\$73,656	\$92,070	\$110,487
29			\$77,339	\$96,675	\$116,011

* The salary schedule consist of amounts for minimum, or beginning, and maximum rates of pay for all classes of positions, and a designation of the standard hours in a workweek for each position.

** Management set hiring ranges within guidelines based on budget and market environment.

Grade	Classification Title	FLSA	Per Hour
N/A	PRN Firefighter	N	\$12.00
		N	
N/A	PRN Firefighter/EMT	N	\$14.00
N/A	PRN Police Officer	N	\$15.00
	PRN Fire Engineer		

*\$2.00 Shift Differential per hour will be paid, in addition to the above, to as needed employees working weekend shifts (6p Friday to 8a Monday and City holidays).